


Audio Gold Resistors

Audio applications



Ohmite now offers the Audio Gold Resistor Family, specifically designed for high-end loudspeaker and amplifier applications. These resistors utilize high quality resistance wire wound on a ceramic core, terminated, and finished with our flameproof Centohm® coating.

Ohmite's Audio Gold resistors have been carefully engineered with non-magnetic materials to eliminate the effects of these stray magnetic fields on circuit performance, thereby resulting in simplified shielding requirements and improved sound quality.

Audio Gold resistors are designed for use in cross-over networks and as source, emitter, or cathode resistors in balancing applications for output transducers.

FEATURES

- 3 watt to 50 watts
- Non-magnetic materials
- Mono-metallic design
- Welded connections
- Non-inductive versions available
- Reduces signal distortion
- Minimizes thermal EMF
- Reduces current noise
- Superior mid-range frequency performance
- Improved stability

SPECIFICATIONS

Material

Resistor: copper-nickel

Core: Ceramic

Coating: Centohm®

Terminals: copper-nickel

Electrical

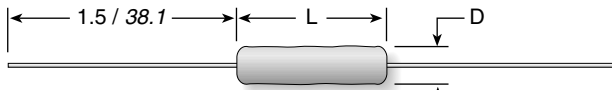
Tolerance: 5% std., 1% available

Temperature Coefficient: 50ppm/°C

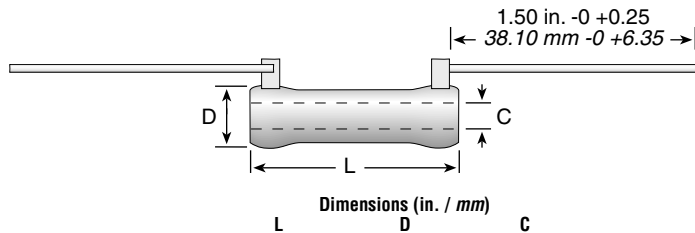
Overload: 5W and under, 5x rated power for 5 sec.; 10W and above, 10x rated power for five sec.

Derating: Linearly from 100% @ 25°C to 0% @ 275°C

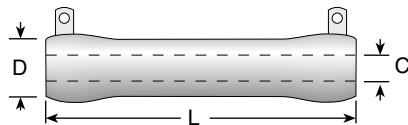
PRODUCT DIMENSIONS



Series	Wattage	Ohms	Dimensions (in. / mm)		Voltage	Lead ga.
			Length	Diam.		
AG3	3.0	0.10-2K	0.593 / 15.1	0.218 / 5.5	200	20
AG5	5.0	0.10-8K	0.937 / 23.8	0.343 / 8.7	460	18
AG10	10.0	0.10-22K	1.642 / 41.7	0.406 / 10.3	1000	18



Lead Series	Wattage	Ohms	Length	Diam.	I. D. Core	Voltage	ga.
AG12	12	0.10-20K	1.75 / 44.5	0.313 / 7.9	0.188 / 4.76	625	18
AG20	20	0.10-39K	2.0 / 50.8	0.438 / 11.1	0.25 / 6.35	750	18



Series	Wattage	Ohms	Dimensions (in. / mm)		I. D. Core	Voltage
			Length	Diam.		
AG25	25	0.10-39K	2.0 / 50.8	0.562 / 14.3	0.313 / 7.94	625
AG50	50	0.38-100K	4.0 / 101.6	0.562 / 14.3	0.313 / 7.94	1625

See page 34 of 4000 catalog for mounting hardware

HOW TO ORDER

E = RoHS compliant
Available Jan. 2006

AG12J15RE

Series	Power Rating	Tolerance	Ohms
AG		J = 5%	R15 = 0.15
	3 = 3W	F = 1%	1R5 = 1.5
	5 = 5W		15R = 15
	10 = 10W		150 = 150
	12 = 12W		1K5 = 1500
	20 = 20W		15K = 15,000
	25 = 25W		
	50 = 50W		